

# POLY-TUFF SYSTEMS INTERNATIONAL

2250 E. Tropicana Ave  
Suite 19-600  
Las Vegas, NV 89119



Phone: (866) 977-8833  
Fax: (800) 804-0182  
Email: sales@polytuffus.com  
Web: www.polytuffus.com

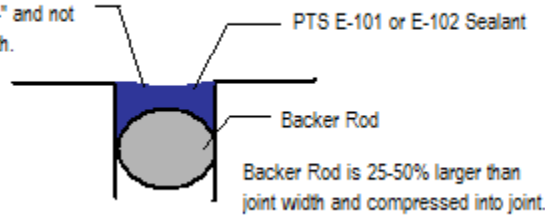
## PSI Tech-Note

10/2/2006

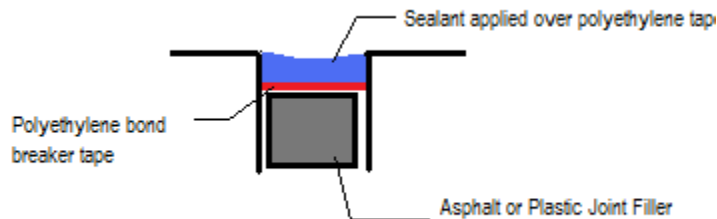
### SEALANT JOINT CONFIGURATION

The following detail supplies the correct sealant joint configuration for the installation of Polytuff PTS E-101 and E-102 Joint Sealants.

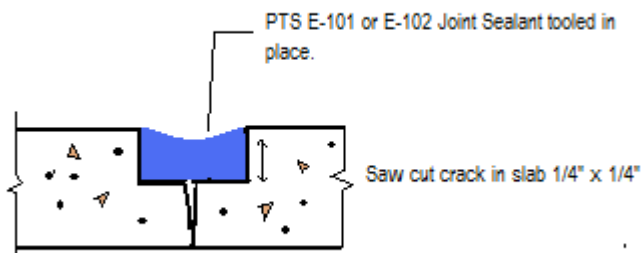
Sealant Depth is 1/2 width of joint, though not less than 1/4" and not greater than 1/2" in depth.



#### Detail #1 Standard Joint Configuration



#### Detail #2 Horizontal Joint with Joint Filler in Concrete Configuration.



#### Detail #3 1/16" Crack in Slab Opened by Saw Cut to 1/4" x 1/4" and Sealed.

These details are intended to provide common proper joint sealant configurations for waterproofing purposes. They are not intended to resolve under designed joints and all waterproofing joint sealant applications. The product data sheets in the product data sheet section of the Poly-Tuff Binder or at [www.polytuffus.com](http://www.polytuffus.com). Fell free to consult the related data sheet or call 866.977.8833 for further information.

*Bob Clanton*

Bob Clanton  
National Sales Manager  
702.343.7067

