




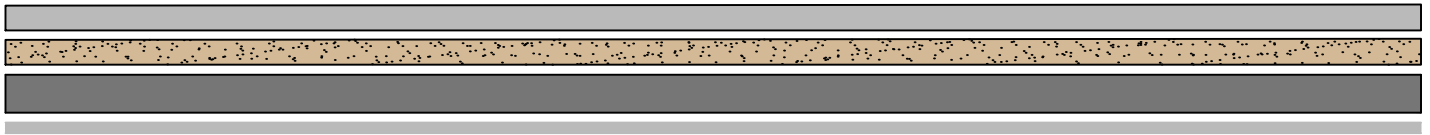


NOTES:

-  - ENVIRO-GRIP PRIMER AS SPECIFIED - 300 SQFT/GAL ON ICRI CSP #3 SOLID SURFACE
-  - P-TUFF CLASSIC AT 30 MILS - BASE COAT APPLIED AT 50 SQFT/GAL
-  - 16-30 MESH OR 12-20 SILICA SAND - APPROXIMATE COVERAGE IS 25-30 LBS/100 SQFT
-  - TOPSHIELD 5600EF AT 60 SQFT/GAL - TOPCOAT 60 SQFT/GAL YIELDS 24 WET MILS
-  - PTS E-101 SEALANT



COVERAGE RATES OF POLYTUFF MATERIALS ARE APPROXIMATED ON A PINHOLE FREE SUBSTRATE, AND AN ICRI CSP #3. ACTUAL APPLICATION RATES MAY VARY WITH METHODS OF APPLICATION, SURFACE PREPARATION, AND SURFACE TEMPERATURE.



8550 West Desert Inn Road
 Suite 102-451
 Las Vegas, NV 89117
 P | 1-866-977-8833
 F | 1-800-804-0182
 www.polytuffus.com
 sales@polytuffus.com

DETAIL NAME & DESCRIPTION:
COLOR & LINETYPE KEY FOR DRAWINGS

DESIGNED B. CLANTON	SHEET 1 OF 1
DRAWN M. HELMANDOTTAR	SCALE N.T.S
DATE 6/2/17	DETAIL NO. T-20