



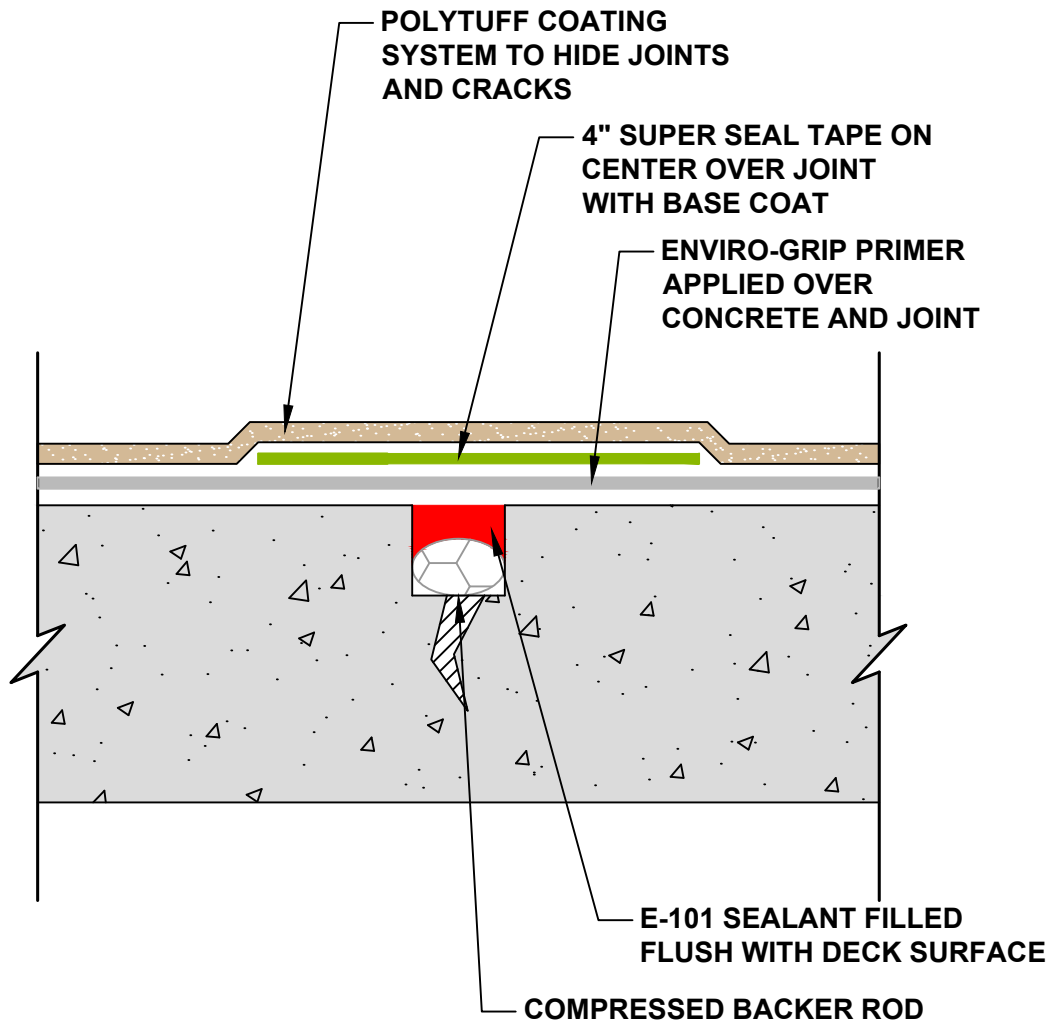


1. APPLY E-101 SEALANT FLUSH WITH JOINT
2. PRIME SURFACE WITH ENVIRO-GRIP PRIMER
3. APPLY SUPER SEAL TAPE OVER PRIMER AFTER PRIMER IS THUMBPRINT TACKY
4. PRIME DECK CONCRETE AND APPLY POLYTUFF COATING. **DO NOT PRIME OVER SUPER SEAL TAPE**

\*BACKER ROD NOT REQUIRED IN TOOLED JOINTS OR CONTROL JOINTS  
WHEN SUPER SEAL TAPE IS APPLIED

**NOTES:**

-  - ENVIRO-GRIP PRIMER AS SPECIFIED
-  - SUPER SEAL TAPE
-  - POLYTUFF COATING SYSTEM
-  - E-101 SEALANT



8550 West Desert Inn Road  
Suite 102-451  
Las Vegas, NV 89117  
P | 1-866-977-8833  
F | 1-800-804-0182  
www.polytuffus.com  
sales@polytuffus.com

DETAIL NAME & DESCRIPTION:  
**SUPER SEAL TAPE OVER  
CONTROL JOINT**

DESIGNED <b>B. CLANTON</b>	SHEET <b>1 OF 1</b>
DRAWN <b>M. HELMANDOTTAR</b>	SCALE <b>N.T.S</b>
DATE <b>6/14/17</b>	DETAIL NO. <b>FD-2</b>