



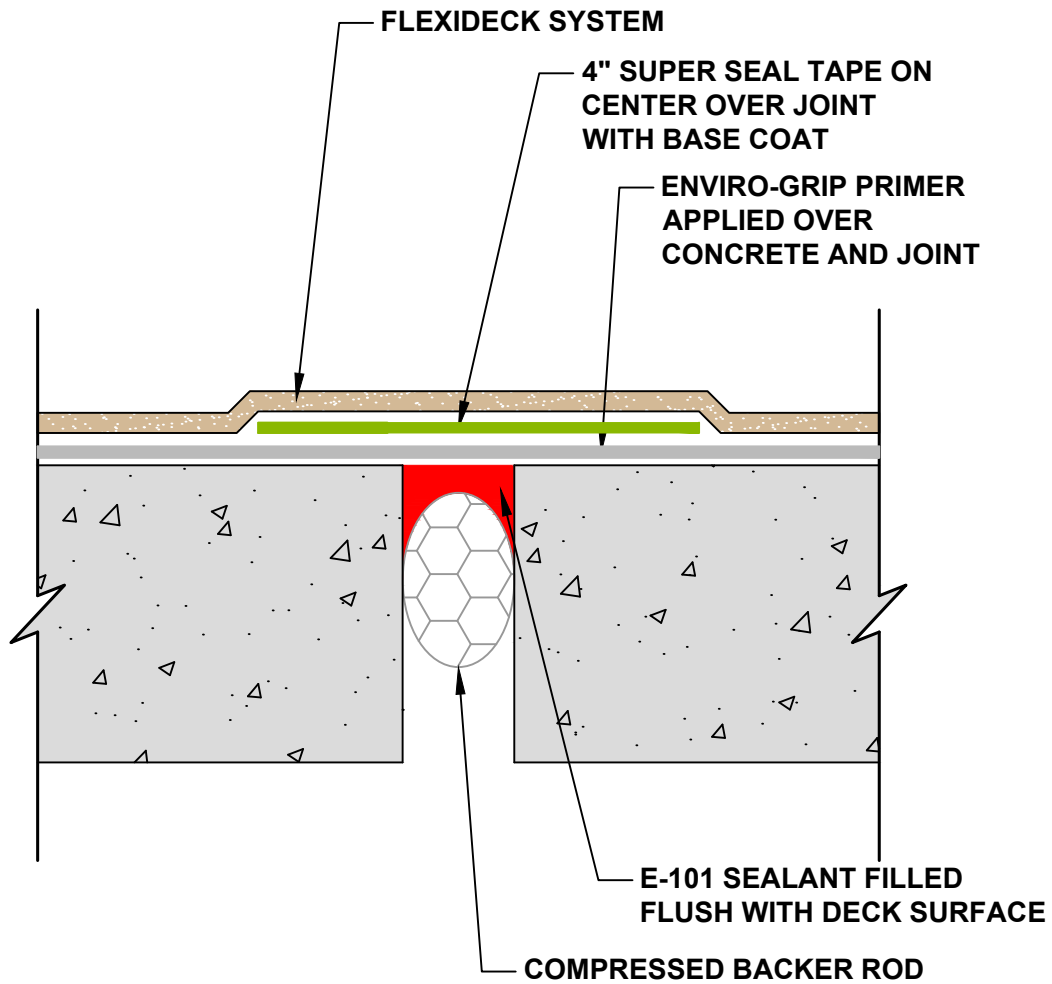


1. APPLY E-101 SEALANT FLUSH WITH JOINT
2. PRIME SURFACE WITH ENVIRO-GRIP PRIMER
3. APPLY SUPER SEAL TAPE OVER PRIMER AFTER PRIMER IS THUMBPRINT TACKY
4. PRIME DECK CONCRETE AND APPLY FLEXIDECK SYSTEM. **DO NOT PRIME OVER SUPER SEAL TAPE**

NOTES:

-  - ENVIRO-GRIP PRIMER AS SPECIFIED
-  - SUPER SEAL TAPE
-  - FLEXIDECK SYSTEM
-  - E-101 SEALANT



8550 West Desert Inn Road
Suite 102-451
Las Vegas, NV 89117
P | 1-866-977-8833
F | 1-800-804-0182
www.polytuffus.com
sales@polytuffus.com

DETAIL NAME & DESCRIPTION:
SUPER SEAL TAPE OVER SEALED EXPANSION JOINT

DESIGNED B. CLANTON	SHEET 1 OF 1
DRAWN M. HELMANDOTTAR	SCALE N.T.S
DATE 6/14/17	DETAIL NO. FD-1